



Condor Resources plc

Proactive Investors Presentation
10th February 2011

www.condorresourcesplc.com

DISCLAIMER

This written presentation (the “**Slides**”) has been prepared by Condor Resource plc (the “**Company**”). The Slides are the sole responsibility of the Company and are subject to updating, correction, completion, revision, further verification and amendment. Any reference to the Slides shall include any part or parts thereof.

The Slides, and the accompanying oral presentation, do not constitute (i) an offer or an intended offer of securities in the Company, (ii) a recommendation regarding any decision to sell or purchase securities in the Company or (iii) a prospectus, disclosure document or listing particulars relating to the Company nor do they form part of any offer or invitation to purchase, sell or subscribe for, or any solicitation of any such offer to purchase, sell or subscribe for, any securities in the Company. The Slides, or the fact of their distribution, shall not form the basis of and should not be relied on in connection with, any contract or future decision to acquire the Company's securities.

The Slides and the accompanying oral presentation are confidential and the Slides are being supplied to you solely for your information and may not be reproduced or distributed, passed on or disclosed, whether directly or indirectly, to any other person or published, in whole or in part, for any purpose. No reliance may be placed for any purpose whatsoever on the information contained in the Slides and the accompanying verbal presentation or the completeness, fairness or accuracy of such information. No representation or warranty, express or implied, is given by or on behalf of the Company or its respective shareholders, directors, officers or employees or by Ambrian or any other person as to the accuracy, completeness or fairness of the information or opinions contained in the Slides and the accompanying verbal presentation, and no liability or responsibility is accepted for any such information or opinions (including in the case of negligence, but excluding any liability for fraud).

The Slides may contain forward-looking statements, which relate, inter alia, to the Company's proposed strategy, plans and objectives. Such forward-looking statements are based on current expectations and involve known and unknown risks, uncertainties and other factors beyond the control of the Company that could cause the actual performance or achievements of the Company to be materially different from any future results, performance or achievements expressed or implied by such forward-looking statements. Such risks, uncertainties and other factors include, among others, changes in the credit markets, changes in interest rates, legislative and regulatory changes, changes in taxation regimes, and general economic and business conditions. These forward-looking statements speak only as at the date of the Slides, they should not be relied on and the Company accepts no obligation to disseminate any updates or revisions to them. No representation or warranty is given by the Company as to the performance, achievement or reasonableness of any such forward-looking statements.

The Slides and their contents are for distribution in the United Kingdom only to persons who fall within the exemptions contained in Articles 19(5) and 49(2) of the Financial Services and Markets Act 2000 (Financial Promotion) Order 2005 (as amended) (“**FPO**”) (such as persons who are authorised or exempt persons within the meaning of the FPO and certain other persons having professional experience in matters relating to investments, high net worth companies, unincorporated associations or partnerships and the trustees of high value trusts) and persons to whom distribution may otherwise lawfully be made. Any investment, investment activity or controlled activity to which the Slides relate is available only to such persons and will be engaged in only with such persons. Persons of any other description, including those that do not have professional experience in matters relating to investments, should not rely or act upon the Slides.

The Slides should not be distributed, published, reproduced or otherwise made available in whole or in part by the recipients or any other person to any other person or for any purpose. In particular, neither the Slides nor any copy of them may be distributed or transmitted in or into the [United States of America, Australia, the Republic of South Africa, the Republic of Ireland, Japan or Canada] or in any other country outside the United Kingdom where such distribution may lead to a breach of law or regulatory requirements or transmitted, distributed or sent to or by any national, resident or citizen of such countries or to any US Person as that term is defined in Regulation S under the United States Securities Act of 1933 (as amended) (the “**Securities Act**”). The distribution of the Slides in certain jurisdictions may be restricted by law and therefore persons into whose possession these Slides come should inform themselves about and observe any such restrictions. Any such distribution could result in a violation of the law of such jurisdiction.

The Company's [ordinary shares] have not been, and will not be, registered under the Securities Act or with any securities regulatory authority of any state or other jurisdiction of the United States. The Company has not been registered and will not register under the United States Investment Company Act of 1940 (as amended). Subject to certain exceptions, the Company's securities may not, directly or indirectly, be offered or sold within [the United States of America, Australia, South Africa, the Republic of Ireland, Japan or Canada] or offered or sold to a resident of such countries.

The ordinary shares referred to in the Slides have not been recommended by the US federal or state securities commission or regulatory authority nor have such authorities confirmed the accuracy or adequacy of this document. Any representation to the contrary is a criminal offence in the United States. 2

JORC Code Inferred Resource

Nicaragua - 909,000 oz gold @ 5.0g/t

- La India Mining District, one location

El Salvador – 1,112,000 oz gold equivalent @ 3.0g/t

- 30% silver content
- two locations

TOTAL – 2,021,000 oz gold equivalent



Strategy

- Define as large as possible resource on La India Project in Nicaragua.
- Bring La India Project to Bankable Feasibility Study
- Lobby Government in El Salvador to re-commence exploration



Corporate Management Structure

Mark Child
Chairman

Klaus Eckhof
Director
Non Executive
Independent
Director

Dr Luc English
Country
Exploration
Manager
Central America

Armando Tercero
Senior
Exploration
Geologist
Nicaragua

Jose-Mario Gonzalez
Country
Administration
Manager
Central America



Nicaragua Concessions – 257 sq km landholding

POTRERILLOS

3.5km strike gold-bearing structure,
Historical production of 90,000oz gold
on Potrerillos & adjacent San Albino Mine.

ESTRELLA

Historic gold mine,
15.2m @ 16.73g/t gold in trenching,

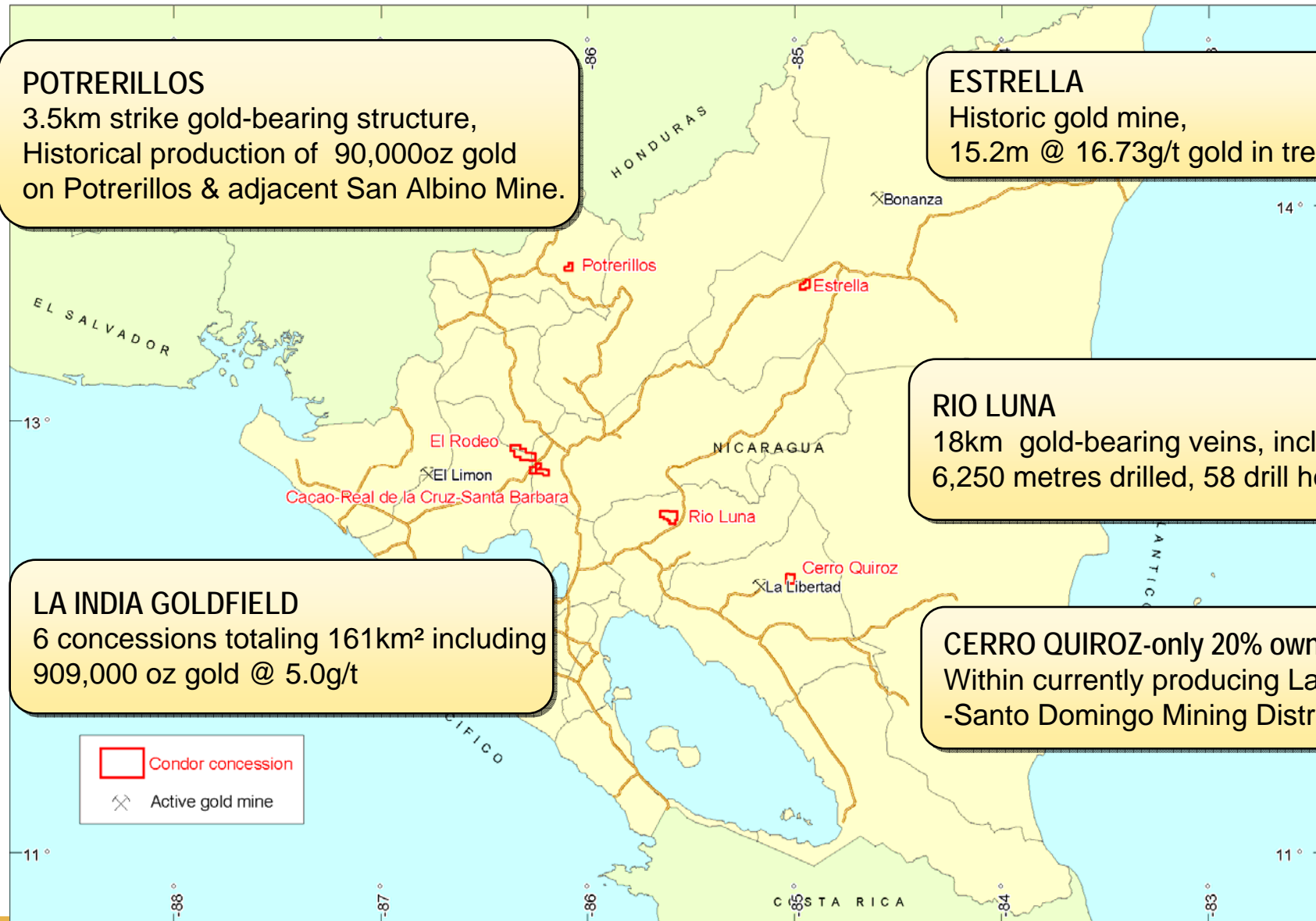
RIO LUNA



18km gold-bearing veins, including
6,250 metres drilled, 58 drill holes

LA INDIA GOLDFIELD

6 concessions totaling 161km² including
909,000 oz gold @ 5.0g/t

CERRO QUIROZ-only 20% owned
Within currently producing La Libertad
-Santo Domingo Mining District.



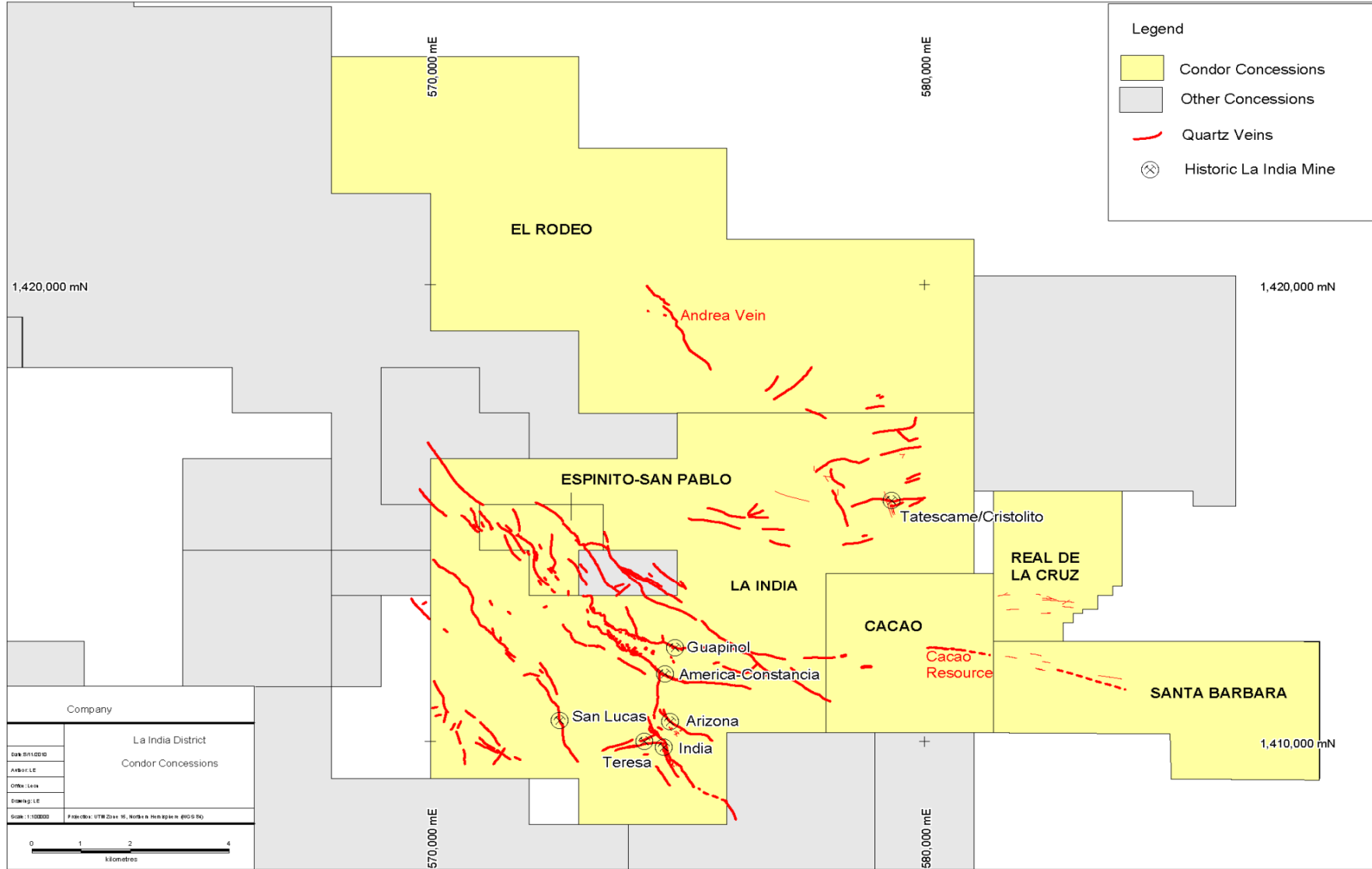
 Condor concession
 Active gold mine

Why Nicaragua?

- Mining friendly Government
- 3 operating mines produce 180,000 oz p.a
- Large artisanal mining community
- Gold was 3rd largest export in 2010
- 25 year exploration and exploitation concessions
- Democracy since 1991
- 3% royalty and 25% corporation tax



La India Mining District- Condor has 164 sq km



Key Features of La India Project

- Historic La India Mine produced 576,000 oz gold @ 13.4g/t prior to closure in 1956. Peak production 41,000 oz gold p.a.
- 5 year Soviet sponsored exploration programme, in 1991, produced resource 2,438,000 oz gold @ 9.5g/t of which C1+C= 958,000 oz + P1=1,480,000 oz
- 1,840,000 oz gold of Soviet Resource on Condor's concession:
C1+C2 = 710,000 oz + P1= 1,130,000 oz
- On 64 sq km, but Condor has 164sq km in District
- 18 separate veins in District – 8km has been drill tested
- 17km veins defined by trenching and rock chip samples
- Main tarmac road southern end of project. Electricity pylons by road



SRK reported 868,000 oz gold JORC inferred resource @ 5.9g/t

Announced 4th January 2011 on 64sq km La India concession by consolidating:

- 17,600 metres of drilling
- 135 drill holes
- 13,500 metres surface trenching
- 3,000 metres underground adit samples- tunnels opened
- 9,000 metres of original underground mine grade control samples
- SRK produced above resource in 2D with 80% of the data

•Condor defined 41,000 oz inferred JORC resource at Cacao in 2008.
La India project total 909,000 oz @ 5.0g/t



SRK to upgrade JORC resource by 31st March 2011

- 20% additional historic data, importantly: underground raise samples, underground samples and trenches and drilling data
- 3 additional small veins
- 2011 DGPS survey of 135 historic drill collars (accuracy better than 1m)
- All data to be included in 3D model
- 3D model provides greater certainty of vein structure
- Proportion of inferred upgraded to indicated resource

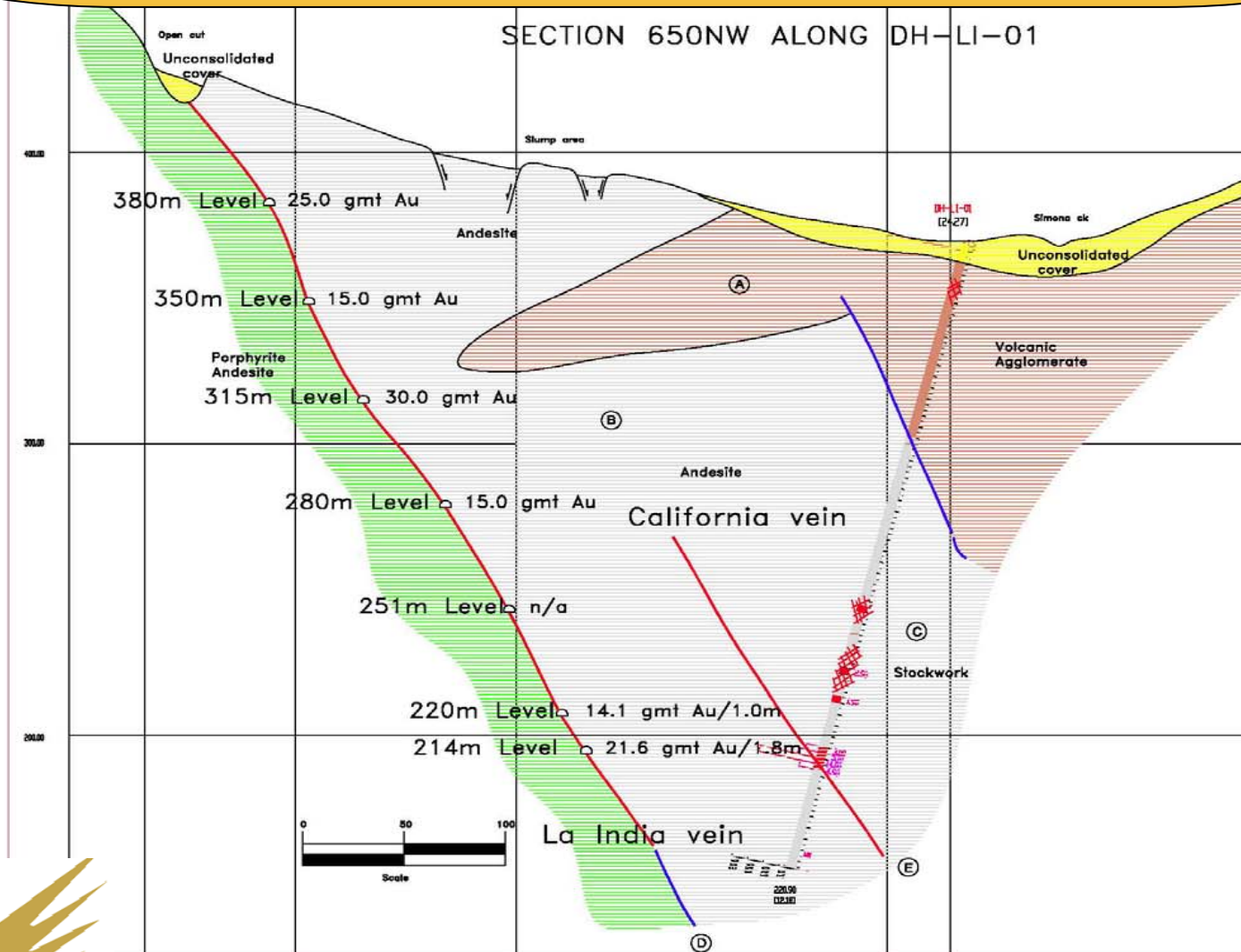


Future Plans for La India

- 5,000 metre drill programme started 30th January 2011
- Designed to increase size of overall resource
- By drilling along strike on 4 veins
- Current 868,000 oz JORC resource is on 6 veins...12 known veins are excluded
- Average depth of 135 drill holes is 150 metres
- Plan to drill to depth of 400 metres in 2nd half 2011
- Aim to define a large commercial reserve
- Take to Bankable Feasibility Study



India Vein Cross Section

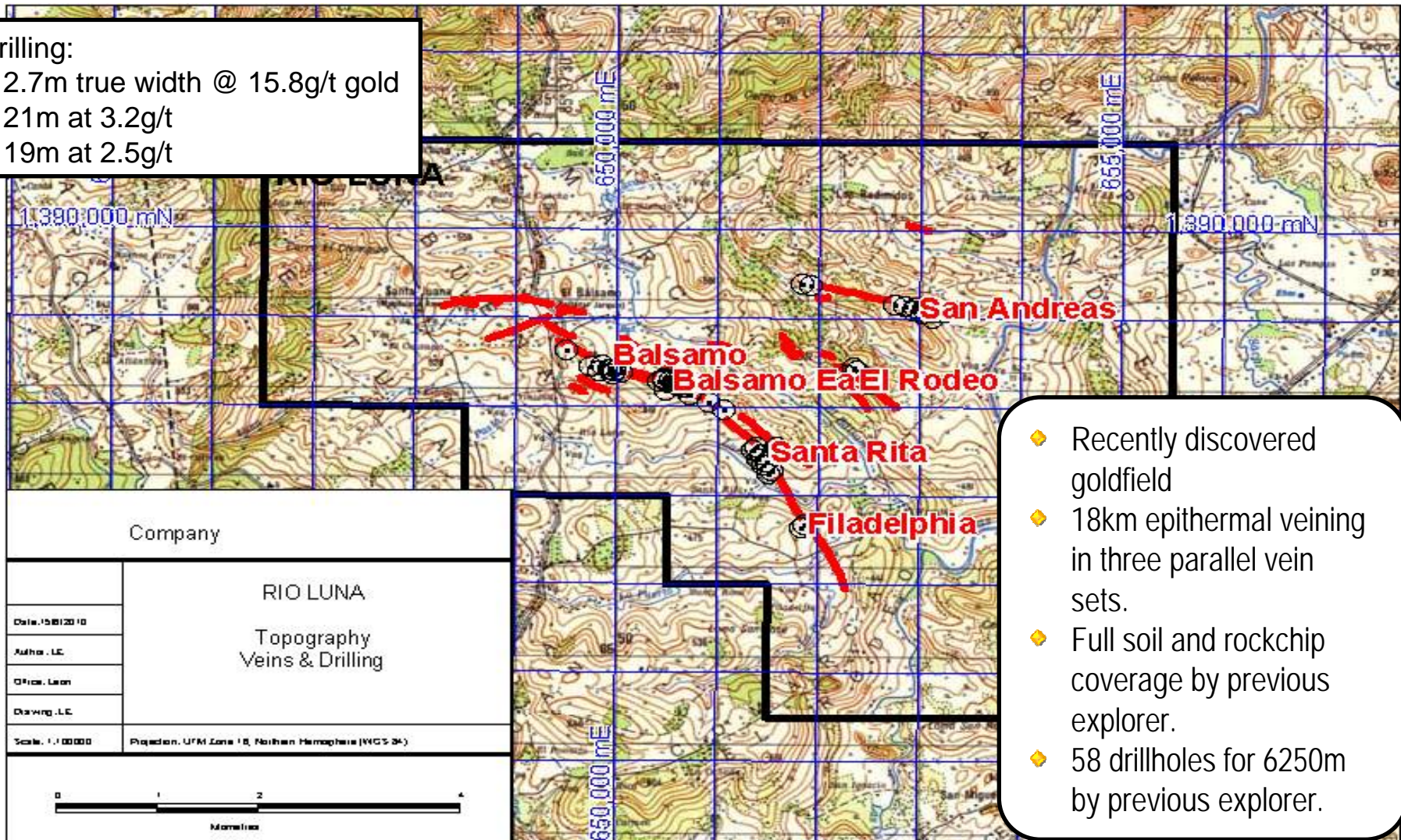


- Three veins intersected, only one included in 2D Resource.
- California Vein – new vein or fault-offset of the India Vein?

Rio Luna – 43 sq km concession

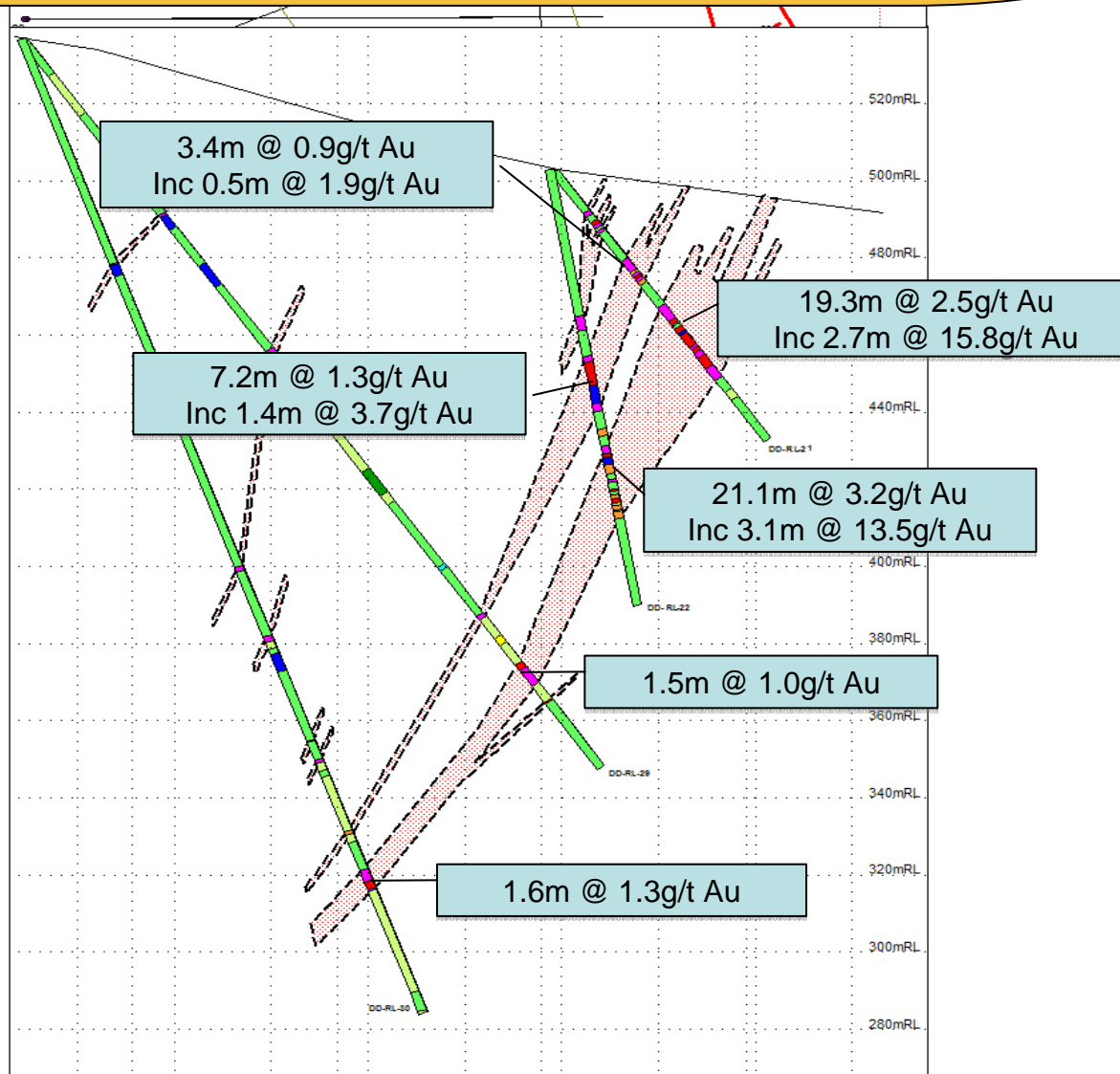
Drilling:

- 2.7m true width @ 15.8g/t gold
- 21m at 3.2g/t
- 19m at 2.5g/t



- ◆ Recently discovered goldfield
- ◆ 18km epithermal veining in three parallel vein sets.
- ◆ Full soil and rockchip coverage by previous explorer.
- ◆ 58 drillholes for 6250m by previous explorer.

Rio Luna – best drilling (Balsamo East)



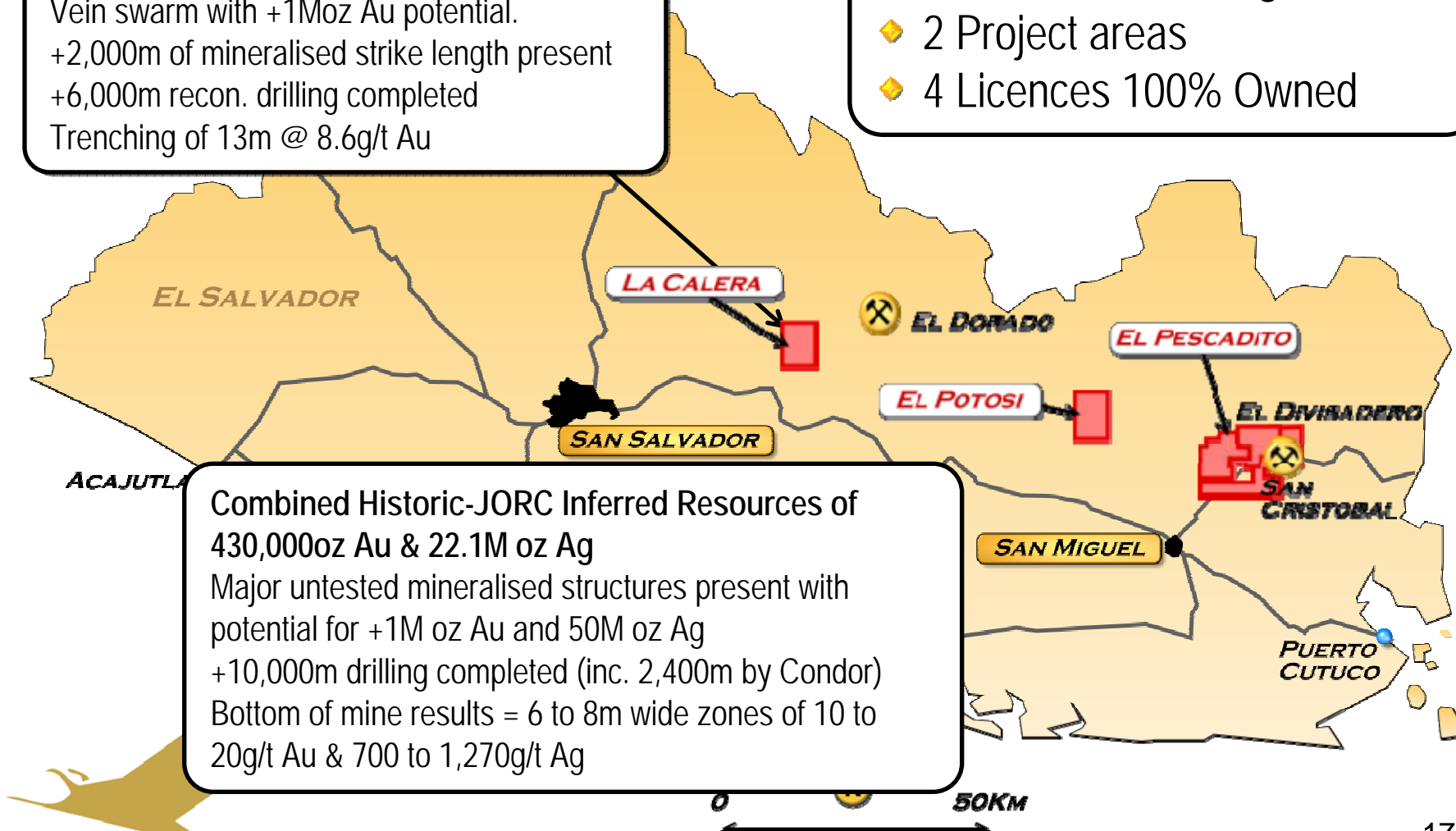
El Salvador- unofficial moratorium

- ◆ Government has imposed an **unofficial moratorium on exploration and mining** for past 3 1/2 years by refusing to process applications for Environmental Permits to Explore or Mine.
- ◆ All exploration and mining companies in El Salvador have been forced to halt exploration drilling or mining activity, most licences are now overdue for Environmental Permit renewals which are required every 2 to 4 years.
- ◆ Some of Condor's exploration licences are in "limbo" pending renewal. Condor has issued an Amparo and Writs on the Government to protect these licences.
- ◆ Pacific Rim Mining is suing the Government of El Salvador for US\$75 million through CAFTA. Commerce group is suing the Government for US\$100m
- ◆ The Government awarded a tender on 1st September 2010 to the Tau Group of Spain to conduct an independent review of the benefits of mining to the Republic of El Salvador. Report expected May 2011

El Salvador- Location Maps

JORC Inferred Resources of
 310,000oz Au & 280,000oz Ag
 Vein swarm with +1Moz Au potential.
 +2,000m of mineralised strike length present
 +6,000m recon. drilling completed
 Trenching of 13m @ 8.6g/t Au

- ◆ 175km² Landholding
- ◆ 2 Project areas
- ◆ 4 Licences 100% Owned



Combined Historic-JORC Inferred Resources of
 430,000oz Au & 22.1M oz Ag
 Major untested mineralised structures present with
 potential for +1M oz Au and 50M oz Ag
 +10,000m drilling completed (inc. 2,400m by Condor)
 Bottom of mine results = 6 to 8m wide zones of 10 to
 20g/t Au & 700 to 1,270g/t Ag

El Salvador- JORC Inferred Resource

Project	Tonnes	Gold Grade (g/t)	Silver Grade (g/t)	Gold Equivalent Grade (60:1 Ag:Au-g/t)	Gold Ounces	Silver Ounces	Gold Equivalent Ounces (60:1 Ag:Au)
El Pescadito	7,100,000	1.8	96	3.5	434,000	22,100,000	802,000
La Calera	6,000,000	1.6	1.4	1.6	310,000	0	310,000
TOTAL	13,000,000			3.0			1,112,000

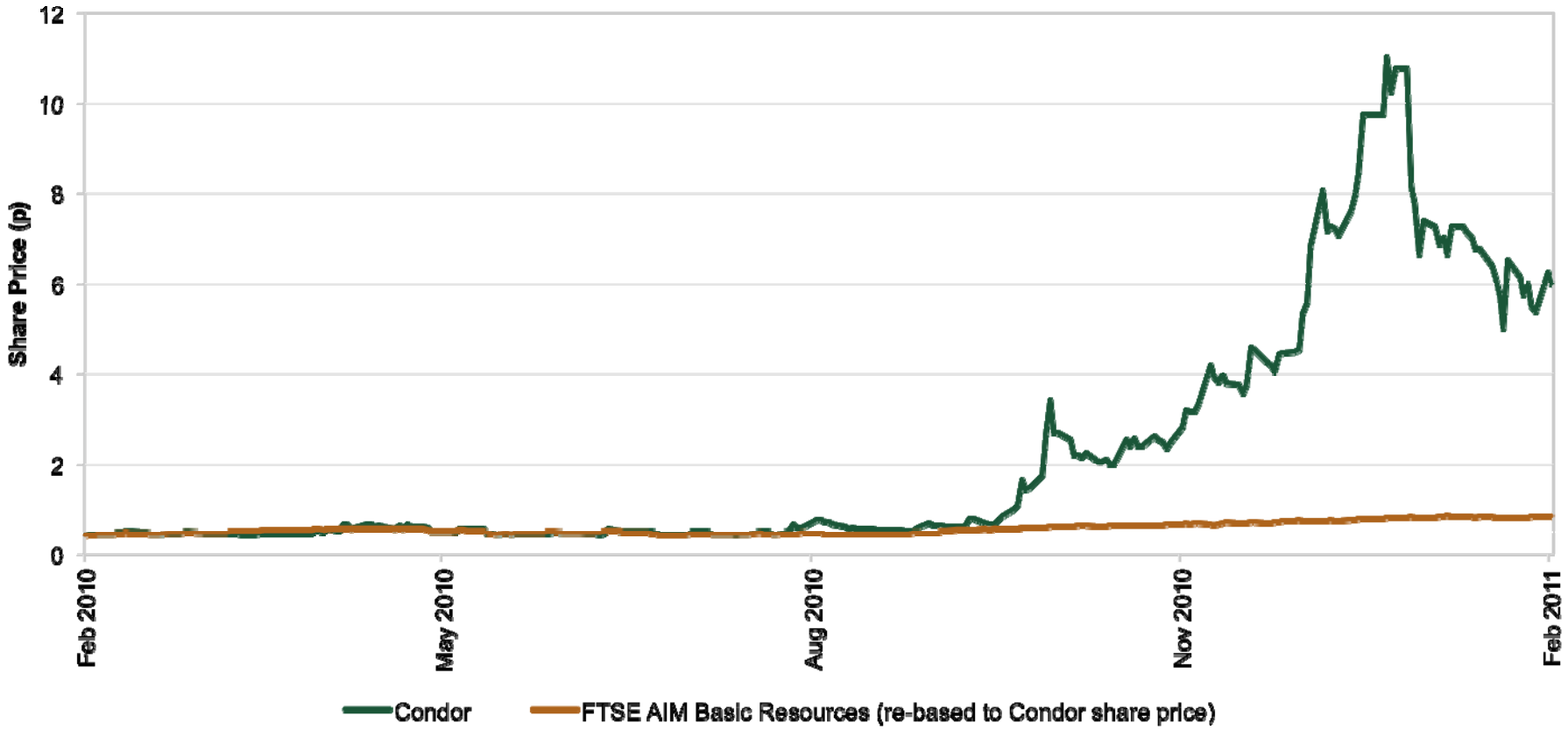


Share Capital Structure

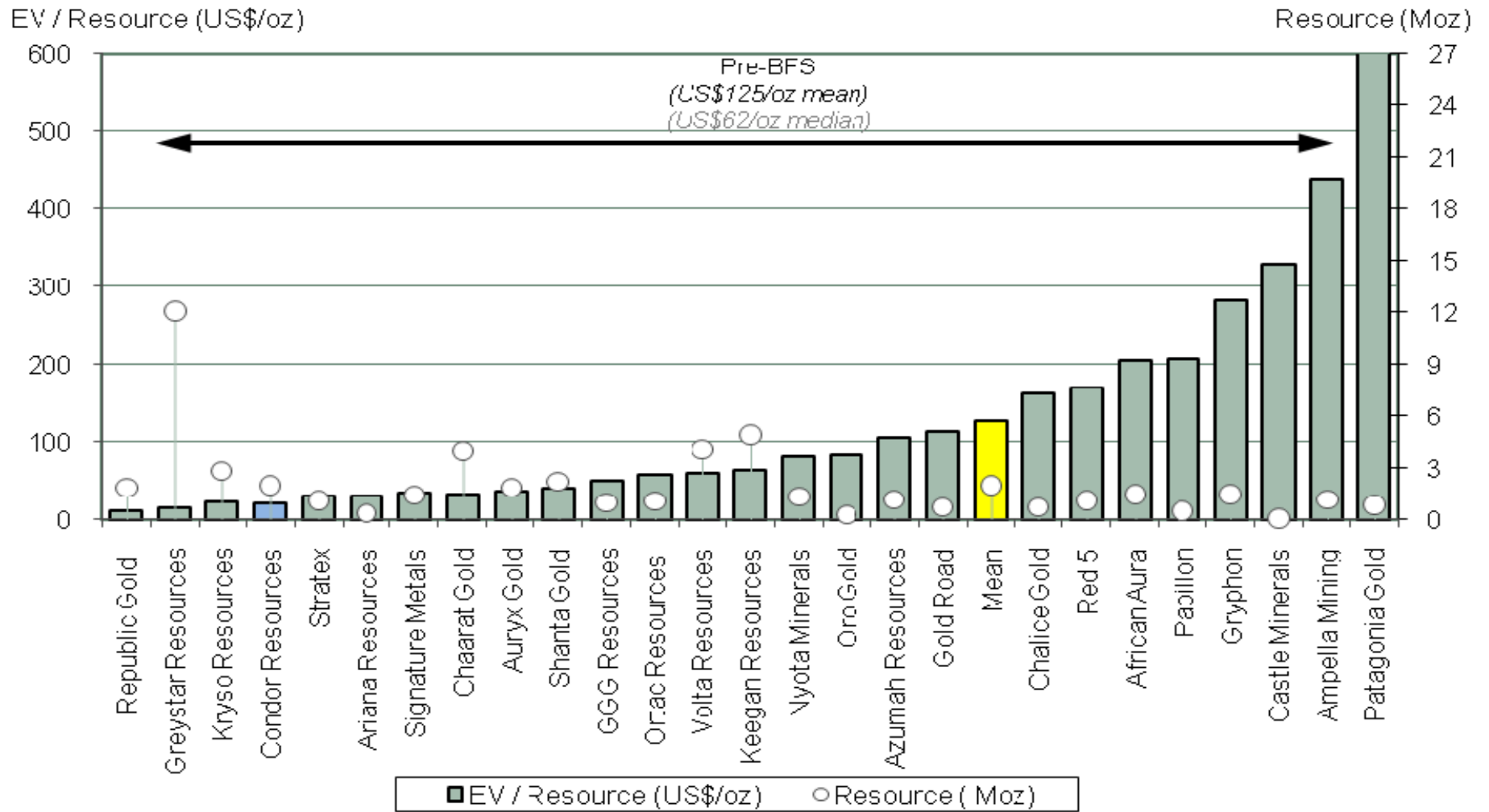
- | | |
|---|-------------|
| ▪ Ordinary shares in issue: | 492,261,753 |
| ▪ Warrants expiring 30 th June 2011: | 28,750,000 |
| ▪ Options: | 25,750,000 |
| ▪ Share Price: | 6 pence |
| ▪ Market Capitalisation: | £30m |
| ▪ Cash at 31-12-10 | circa £1m |
| ▪ Cash from warrant exercise: | £425,000 |



Share Price Graph



Peer Group Analysis



Shareholders

- Mark Child (Chairman) 10%
- Oracle Investment Management 9%
- Jim Mellon 4.6%



Conclusion

- Condor has 909,000 oz gold @ 5g/t resource to JORC at La India – potential to be a substantial commercial reserve.
- SRK resource is on 6 veins, yet 18 have been identified
- Historic production at La India of 576,000 oz @ 13.4g/t gives comfort that gold can be produced.
- Advanced stage exploration: 17,600m drilling, 13,500m trenching, 3,000m tunnels, 9,000m original underground mine grade control samples.
- Aim to produce BFS at La India
- 1,112,000 oz gold equivalent @ 3.0g/t in El Salvador is a bonus if moratorium lifted.

